

# Science - Life Cycles


Over the next few weeks, we are going to be learning about how animals change throughout their lives as they grow from newborns into adults.

This week we will be looking at the life cycle of a chicken.



## Websites

- Watch this clip to learn all about what happens as a chick grows inside an egg <https://www.youtube.com/watch?v=PedajVADLGw>
- This clip shows a chick hatching <https://www.youtube.com/watch?v=SyO3YwrsJPg>
- Watch this clip to see some newly hatched chicks <https://www.youtube.com/watch?v=JbRGUECyGas>



# Science - Life Cycles




Mrs Taylor will be attempting to hatch some **real chicks** from her home! Keep checking on Class DoJo for updates.

## Activities


1. See if you can spot and take a picture of any nests or newly hatched birds in your garden or on a walk.
2. Choose 4 different stages of a chicken's lifecycle and draw them with arrows to show what happens next.

OR

Make your own Life Cycle wheel like this one. There are some examples online.



# Art



## origami **CHICKEN**



Watch the tutorial to make your very own origami chicken (it is a bit fiddly so you might need a bit of help from a grown up!)

<https://www.youtube.com/watch?v=GgB9-vY7Chs>