

Science - Life Cycles

Can you think of any animals that look like their parents when they are born?

This week we will be looking at animals that look very similar throughout their life cycle. When they are born they look like a smaller version of their parents, then they slowly grow into an adult - like us!




Websites

- Watch this clip to see an introduction to baby animals
<https://www.bbc.co.uk/bitesize/clips/z8x76sg>
- This is a slideshow of some baby animals that look just like their parents
<https://www.youtube.com/watch?v=PRog0Kv4ixl>
- Watch this to see pandas Mei Lun and Mei Huan from birth to 3 years
<https://www.youtube.com/watch?v=LKT7ckmlMmo>

Science - Life Cycles

Who do you think this timeline is of?




Activities

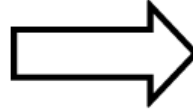
1. Make a timeline of photographs for yourself or someone in your family. How have you changed as you have grown?
or
2. Draw and label a picture of what you think you will look like when you are old.
or
3. Make a life cycle poster of an animal that doesn't change much during their life cycle. Can you include some interesting facts? (brown bat, horse, cat, panda)



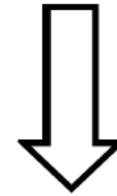
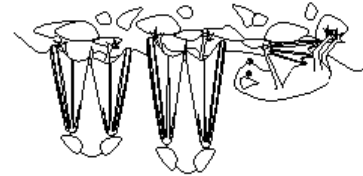
Science - Life Cycles



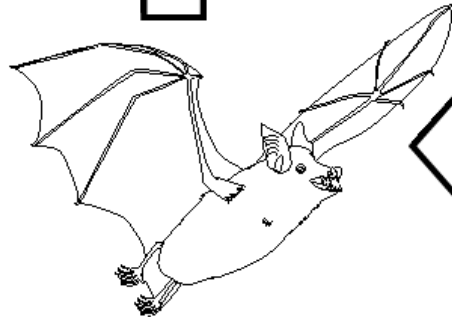
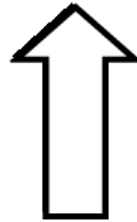
Baby bats are called 'pups'. They are born live after about 50-60 days in their mother's body. When the pup is born the mother hangs upright (that's upside down for them!) and catches and cradles the pup in a basket she makes with her wings.




Bat pups are taken care of in a "nursery" when the mother bat is hunting. They hang from the ceiling of the cave. At night they get to sleep hanging onto their mother.



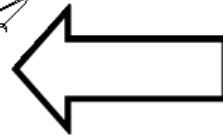
Life Cycle
of a
Brown Bat



Around the age of one year, the bat is an adult.



Baby bats use their teeth and claws to hold onto their mother while she flies and roosts. If the pup lets go, he or she will fall and could die. The pup will start to fly at 2-3 months of age.



Art- Shadows



Use a sunny window or a torch and some toy animals. Draw round their shadows to create your own shadow zoo.



Create a shadow portrait.

- You will need a partner for this!
1. Stick a piece of paper on to a flat surface.
 2. Get someone to hold a torch out to the side of their head.
 3. Draw round the shadow (colour it in if you want).
 4. Now swap over.

